


DIESEL / GASOLINE PUMP / HAND PUMP CATALOG



petroleum equipment manufacturing solutions

2025



www.estpumps.com

Built to dispense with durability and excellence

Eastern tech build a line of pumps for diesel, gasoline, AdBlue (DEF) and chemical solvents. Designed for general dispensers, connecting with meters for counting





Diesel Transfer Pump(Self-priming Type)

Item No: ETO-550A-1

Power:550w

V&Hz: 220V/50Hz

Capacity Max.: 60L/min

Suction Max.: 5m

Inlet/outlet:1"

Come with 2 hose connectors (1"×25mm) & filter



Diesel Transfer Pump(Self-priming Type)

Item No: ETO-370A

Power:370w

V&Hz: 220V/50Hz

Capacity Max.: 60L/min

Suction Max.: 5m

Inlet/outlet:1"

Come with 2 hose connectors (1"×25mm) & filter



Diesel Transfer Pump(Self-priming Type)

Item No: ETO-A80

Power:600w

V&Hz: 220V/50Hz

Capacity Max.: 76L/min

Suction Max.: 5m

Inlet/outlet:1"

Come with 2 hose connectors (1"×25mm) & filter



Diesel Transfer Pump(Self-priming Type)

Item No: ETO-A100

Power:750w

V&Hz: 220V/50Hz

Capacity Max.: 100L/min

Suction Max.: 5m

Inlet/outlet:1"

Come with 2 hose connectors (1"×25mm) & filter



Diesel Transfer Pump(Self-priming Type)

Item No: ETO-A70

Power:1100w

V&Hz: 220V/50Hz

Capacity Max.: 70L/min

Suction Max.: 5m

Inlet/outlet:1"

Come with 2 hose connectors (1"×25mm) & filter



Diesel Transfer Pump(Self-priming Type)

Item No: ETO-A70

Power:750w

V&Hz: 220V/50Hz

Capacity Max.: 105L/min

Suction Max.: 5m

Inlet/outlet:1"

Come with 2 hose connectors (1"×25mm) & filter



Diesel Transfer Pump(Self-priming Type)

Item No: ETO-1100A-1

Power:1100w

V&Hz: 220V/50Hz

Capacity Max.: 150L/min

Suction Max.: 5m

Inlet/outlet:1.5"



Stainless gear pump for high viscosity oil

Item No: ETO-750-1

Power:1100w

V&Hz: 220V/50Hz

Capacity Max.: 40L/min

Suction Max.: 2m

Inlet/outlet:3/4"

Liquid type: engine oil, etc





Diesel Transfer Pump(Self-priming Type)

Item No: ETO-R

Power:175w


Voltage:DC12/24V optional

Capacity Max.: 40L/min

Suction Max.: 5m

Inlet/outlet:3/4"

Come with 2 hose connectors (3/4"×25mm) & filter



Diesel Transfer Pump(Self-priming Type)

Item No: ETO-D70

Power:550w

Voltage:DC12/24V optional

Capacity Max.: 70L/min

Suction Max.: 5m

Inlet/outlet:1"

Come with 2 hose connectors (1"×25mm) & filter



Heavy Duty Diesel Transfer Pump (Self-priming Type)

Item No: ETO-BF-D80

Power:600w

Voltage:12V/24V/220V optional

Capacity Max.: 80L/min

Suction Max.: 3m

Inlet/outlet:1"



Diesel Transfer Pump(Self-priming Type)

Item No: ETO-D80

Power:260w

Voltage:DC12/24V optional

Capacity Max.: 80L/min

Suction Max.: 5m

Inlet/outlet:1"

Come with 2 hose connectors (1"×25mm) & filter



Diesel Transfer Pump(Self-priming Type)

Item No: ETO-DTP40

Power:175w

Voltage:DC12/24V optional

Capacity Max.: 40L/min

Suction Max.: 5m

Inlet/outlet:3/4"

Come with 2 hose connectors (3/4"×25mm) & filter



Diesel Transfer Pump(Self-priming Type)

Item No: ETO-DTP60

Power:300w

Voltage:DC12/24V optional

Capacity Max.: 60L/min

Suction Max.: 5m

Inlet/outlet:3/4"

Come with 2 hose connectors (3/4"×25mm) & filter

ETO-60EX Gasoline Transfer Pump



Designed for agriculture, automotive and construction applications. 60LPM rotary vane pump that's built to perform. In lab tests the ETO-60EX lasted 24hours which is longer than the industry standard.



Item No: ETO-EX60 KIT

Capacity Max.: 60L/min

Head Max: 12m

Inlet/outlet: 1"

Voltage: 12V/24V/220V/115V

Current: 23A/13A/4A/8A

Power: 1/4HP

Suitable for Gasoline/diesel/kerosene



Suction pipes



2" Adaptor



Manual nozzle

ETO-55EX Gasoline Transfer Pump

Item No: ETO-55EX KIT

Capacity Max.: 55L/min

Head Max: 12m

Inlet/outlet: 1"


Voltage: 12V

Power: 1/4HP

Suitable for Gasoline/diesel/kerosene



TSO-38EX Gasoline Transfer Pump



Item No:TSO-38EX KIT

Capacity Max.:38L/min (10GPM)

Head Max:12m

Inlet/outlet:3/4"

Voltage:12V

Power:180W

Suitable for Gasoline/diesel/kerosene

Mini DC fuel transfer pump is designed for home use, such as cars, small generator, gasoline powered tools, tank to barrel or tank to jerry can. **Featured by double way switch, allows pump to run reversely.**



Mini Gasoline Pump

Item No.: ETO-GP-MN

Power: 1/10 HP

Voltage: DC 12V

Max. Flow: 2.3/3.7GPM

Inlet & Outlet:NPT1/2"

come with barb fittings



ETO-GP-B

Gasoline Pump

Item No.: ETO-GP-B

Power: 1/4 HP

Voltage: DC 12V

Max. Flow: 20GPM

Inlet & Outlet:NPT1"

Threaded Tank Adapter:NPT2"



ETO-GP-BM with meter

Gasoline Pump With Meter

Item No.: ETO-GP-BM

Power: 1/4 HP

Voltage: DC 12V

Max. Flow: 20GPM

Inlet & Outlet:NPT1"

Threaded Tank Adapter:NPT2"



Barrel pump with meter for Gasoline

Item No:EXO-57EX KIT

Capacity Max.:57L/min (15GPM)

Head Max:12m

Inlet/outlet:3/4"

Voltage:12V

Power:1.5HP

Suitable for Gasoline/diesel/kerosene

The fully portable frame design allows you to fuel a variety of vehicles and equipment for a range of applications. From recreational and marine vehicles to lawn and landscape equipment.



Diesel Transfer Pump With Meter Kit (Self-priming Type)

Item No: ET0550A

Power:550w

V&Hz: 220V/50Hz

Capacity Max.: 60L/min

Suction Max.: 5m

Inlet/outlet:1"

Come with 2 hose connectors (1"×25mm) & filter

Meter: partial register 4 digit, total register 8 digit

Meter Accuracy:± 1%

Come with 4 meters discharge hose& manual nozzle



Diesel Transfer Pump With Meter Kit (Self-priming Type)

Item No: ETO-150D

Power:550w

Power:175w

Voltage:DC12/24V optional

Capacity Max.: 40L/min

Suction Max.: 5m

Inlet:3/4"

Meter: partial register 4 digit, total register 8 digit

Meter Accuracy:± 1%

Come with 4 meters discharge hose& manual nozzle



AC Diesel Transfer Pump

Item No: ETO- Z-2200A

Inlet/outlet:2"

Capacity Max.:300L/min

Voltage:AC220V

Power:2200W

Pump Type: Self-priming

Suitable for Diesel/kerosene



AC Pump for gasoline (Self-priming Type)

Item No.: ETO-GP70

Rated Voltage& Hz: 220V/50HZ

Rated Power: 750W

IP:44

Max. Flow: 70L/min

REV:1420-1680R.P.M

ExdII BT4


Open Diesel dispenser Self-priming vane pump fitted with bypass, Oval gear preset meter with digital readout system. Come with delivery hose& nozzle



Item No:ETO-CB70

Capacity Max.:60L/min
Inlet/outlet:1"
Voltage:12V/220V/
Power:550W
Suitable for diesel/kerosene

High flow rate portable dual pump kit with max. capacity 150L/min. Suitable for mining machinery, fuel depot, large storage tanks.



Item No:ETO-DYB150

Capacity Max.:150L/min
Inlet/outlet:1.5"
Voltage:12V/220V/
Power:1HP
Suitable for diesel/kerosene
Size:33*32*41cm



Aluminum Rotary Pump

Item No.: EHP-8-25

Dia. Of Pump: 125mm

Dia. Of Suction Pipe: 32mm (three-piece)

Dia. Of Spout: 25mm

Tank Fitting: 2inch NPT

Item No.: EHP-8-32

Dia. Of Pump: 135mm

Dia. Of Suction Pipe: 36mm (three-piece)

Dia. Of Spout: 32mm

Tank Fitting: 2inch NPT



Cast Iron Rotary Pump

Item No.: EHP-7-25

Dia. Of Pump: 120mm

Dia. Of Suction Pipe: 25mm (three-piece)

Dia. Of Spout: 25mm

Tank Fitting: 2inch NPT

Item No.: EHP-7-32

Dia. Of Pump: 128mm

Dia. Of Suction Pipe: 32mm (three-piece)

Dia. Of Spout: 25mm

Tank Fitting: 2inch NPT



Lever Pump

Item No.: EHP-12

Dia. Of Suction Pipe: 35mm (telescope pipe)

Dia. Of Spout: 19mm

Tank Fitting: 2inch NPT

